

■ BORRIQUETES PLEGABLES · FOLDING TRESTLES · TRÉTEAUX PLIABLES

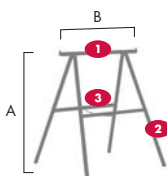
"BR-A"



TUBO REDONDO
ROUND TUBE
TUBE ROND

- 1 30x15x1,5
- 2 30x15x1,5
- 3 Ø 25x1,5

REF.	A mm.	B mm.	3	Kg.
BR-A-800	770	730	2	5,7
BR-A-1000	970	730	2	6,3



"BR-B"



REF.	A mm.	B mm.	3	Kg.
BR-B-800	770	730	3	6,4
BR-B-1000	970	730	3	7,2
BR-B-1200	1170	730	4	8
BR-B-1500	1470	730	4	9,4

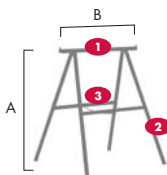
"BC-A"



TUBO CUADRADO
SQUARE TUBE
TUBE CARRÉ

- 1 60 x 20 x 1,5
- 2 25 x 25 x 1,5
- 3 Ø 25 x 1,5

REF.	A mm.	B mm.	3	Kg.
BC-A-800	730	675	2	6,7
BC-A-1000	930	740	2	8
BC-A-1500	1430	740	4	12




"BC-B"



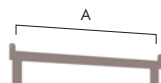
REF.	A mm.	B mm.	3	Kg.
BC-B-800	800	660	2	6,8
BC-B-1000	1000	660	4	8,8
BC-B-1200	1200	660	4	9,8
BC-B-1500	1500	660	6	12,8

CABALLETES · TRESTLES · TRÉTEAUX ■

"CR-F"



TUBO REDONDO
ROUND TUBE
TUBE ROND



Pie fijo
Fixed feet
Pied fixe

REF.	↑↓	🔧	🔧	A mm.	Kg.
CRF-1450	900 - 1450	42 x 1,5	35 x 1,5	750	10,4
CRF-2500	1500 - 2500	42 x 1,5	35 x 1,5	850	17

"CR-PG"



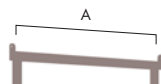
Pie plegable
Folding feet
Pied pliable
Galvanizado
Galvanized
Galvanisé

REF.	↑↓	🔧	🔧	A mm.	Kg.
CRPG	800 - 1200	30 x 1,5	25 x 1,5	700	10,4

"CC-F"



TUBO CUADRADO
SQUARE TUBE
TUBE CARRÉ



Pie fijo
Fixed feet
Pied fixe

REF.	↑↓	🔧	🔧	A mm.	Kg.
CCF	1450 - 2210	40 x 1,5	30 x 1,5	900	18

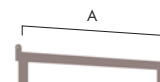
"CC-P"



Pie plegable
Folding feet
Pied pliable

REF.	↑↓	🔧	🔧	A mm.	Kg.
CCP	1450 - 2210	40 x 1,5	30 x 1,5	900	18,5

■ CABALLETE · TRESTLE · TRÉTEAU



Caballete pie fijo con cabeza articulada.
Disponibile en tubo de ø48 galvanizado.
Trestle with fixed feet and adjustable head.
Available with galvanized tube ø48.
Tréteau avec pied fixé et tête articulé.
Tréteau avec option en tube ø48 galvanisé.

REF.	↑ ↓	🔧	🔧	A mm.	Kg
FR	1200 - 2100	42 x 1,8	35 x 1,5	1000	14,2

